

HAKKO FX-888D

SOLDERING STATION



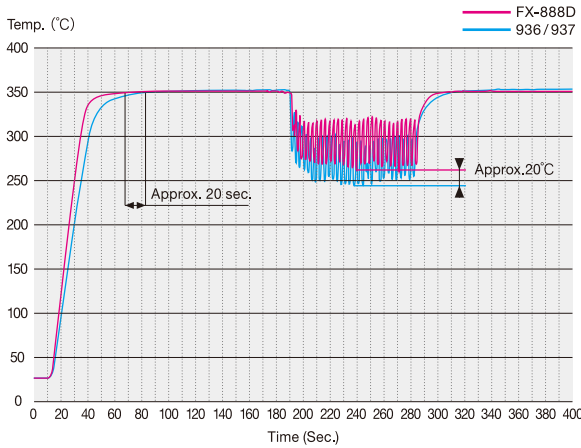
Reliable digital technology by HAKKO – Introducing the HAKKO FX-888D

Excellent thermal recovery

Heater output has been increased by 30% compared to that of the conventional models HAKKO 936・937. Also FX-888D delivers excellent thermal recovery by using T18 series tips for

Thermal recovery graph

Rise time to 350°C is 20 seconds faster and tip temperature drop is reduced during continuous work.



Test criteria

Measurement method: A thermocouple is mounted on the tip and the tip temperature is measured when soldering $\Phi 1.6\text{mm} \times 5\text{mm}$ solder to paper phenol copper board once every 3 seconds.

Board: Paper phenol copper board

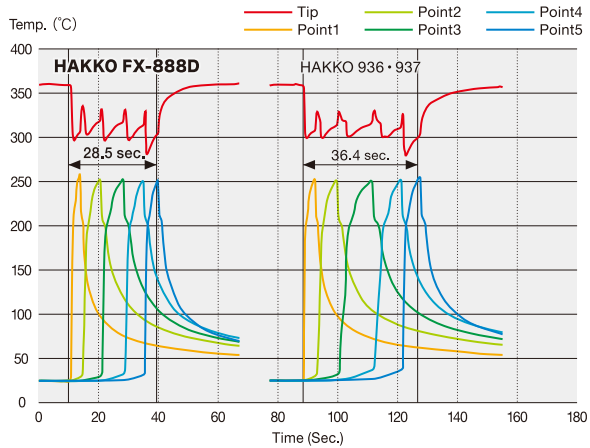
Temperature setting: 350°C

Solder: Lead-free solder (Sn/Ag/Cu) $\Phi 1.6\text{mm} \times 5\text{mm}$

their terrific heat conductivity. This allows soldering at a lower set temperature and reducing the thermal impact on components as well as tip oxidation that can shorten tip life.

HAKKO FX-888D performance comparison graph with conventional stations

Able to shorten the time required for the same work and improve work efficiency significantly.



Test criteria

Measurement method: Thermocouples are mounted on the tip and the soldered portion on the board, and the time until the soldered portion reaches 250°C is measured for 5 points.

Board: Paper phenol copper board

Component used: Connector

Temperature setting: 360°C

Solder: Lead-free solder (Sn/Ag/Cu) $\Phi 0.5\text{mm}$

Designed to be User-Friendly

Small footprint

Compact station body requires a space of only 100 (W) x 120 (D) mm. What's more, points that come into contact with the floor are positioned as close to the outer edge of the body as possible to improve stability and make the station difficult to fall over.

Simple and easy operation

With only two operation buttons of UP and ENTER in the center, operation is simple and easy. Even if you're not familiar with operation of machines, you can operate it without difficulty.



Station



Iron holder

Iron holder with full of functions

An iron holder of the same color of a soldering station comes as a set. The highly functional iron holder not only improves ease of use, but also brings a sense of visual consistency to the work environment.



Variety of applications (optional accessories)

Meeting the needs of the worksite with a variety of applications.

N₂ System Soldering Iron FX-8802

Perfect for applications involving mildly activated flux and multilayer boards.
*Requires N₂ gas generator (HAKKO FX-780) and flowmeter (HAKKO FX-791).



Soldering Gun FX-8803

One-hand manual-solder-feed iron to improve work efficiency.



SMD Hot Tweezers FX-8804

Hot tweezers are useful for SMD rework*.
*Removing chip parts and SOPs.



Strict temperature management



Digital display

The FX-888D's digital display makes it easy to check the set temperature at a glance.



Password function

Settings can be locked using a password to prevent them from being changed unexpectedly. Of course, it is possible to restrict all setting changes or prevent users from switching to particular modes. It allows you to choose a style of usage best suited for your worksite.



Preset mode

This feature is very convenient when you want to change the set temperature to suit a particular workpiece, component, or tip shape. Simply select the desired temperature from a selection of preset temperatures registered in advance. (Up to 5 preset temperatures can be registered.) Preset mode can save your trouble and improve workability.



Adjustment mode

Temperature adjustment* is an essential part of any strict quality control system. With adjustment mode, what used to be a troublesome procedure is now as simple as entering the measured tip temperature to FX-888D.

*Adjust the tip temperature to match the set temperature in case that there is a difference between those temperatures due to tip shape, heater replacement, or other factors.



Photo: Measuring tip temperature with a tip thermometer (HAKKO FG-100)



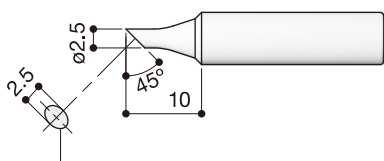
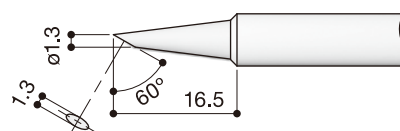
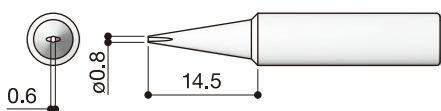
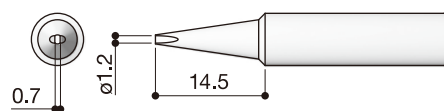
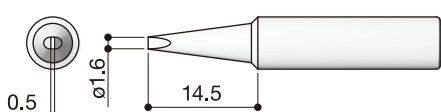
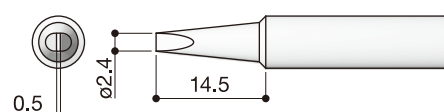
Replacement Tips - T18 Series

Shape B	T18-B	T18-BL
	T18-SB	T18-S4
Shape C	T18-C05	T18-C08
	T18-C1	T18-CF1 <p>Tinned on the soldering surface only.</p>
	T18-C2	T18-CF2 <p>Tinned on the soldering surface only.</p>
	T18-C3	T18-CF3 <p>Tinned on the soldering surface only.</p>
	T18-C4	T18-CF4 <p>Tinned on the soldering surface only.</p>
	T18-C5	T18-CF15 <p>Tinned on the soldering surface only.</p>

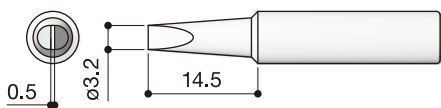
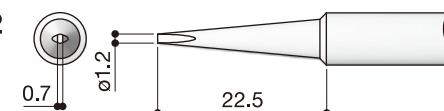
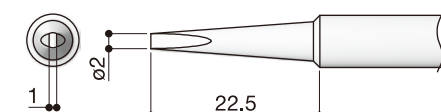
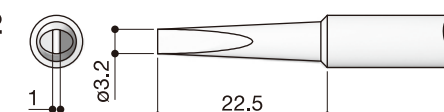
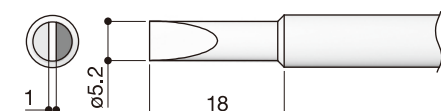
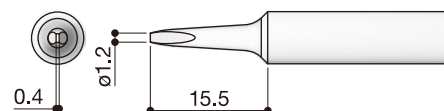
Shape C

T18-CSF25

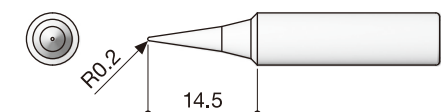
Tinned on the soldering surface only.


T18-S6

T18-D08

T18-D12

T18-D16

T18-D24


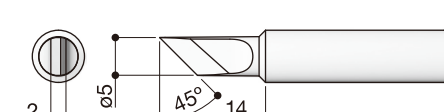
Shape D

T18-D32

T18-DL12

T18-DL2

T18-DL32

T18-S3

T18-S9


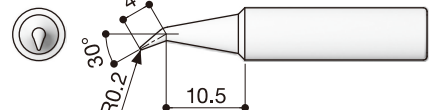
Shape I

T18-I


Shape K

T18-K


Shape J

T18-BR02


Visit our website to know the best tip for your purpose. Our videos, photos and illustrations support your selection.
http://www.hakko.com/english/tip_selection/

